

SPECIFICATION FOR APPROVAL

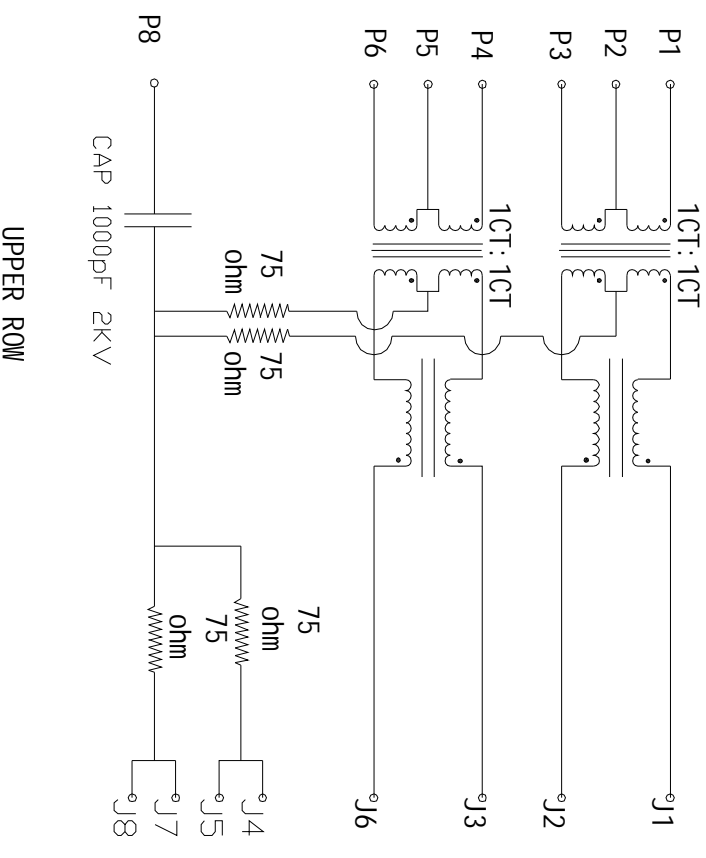
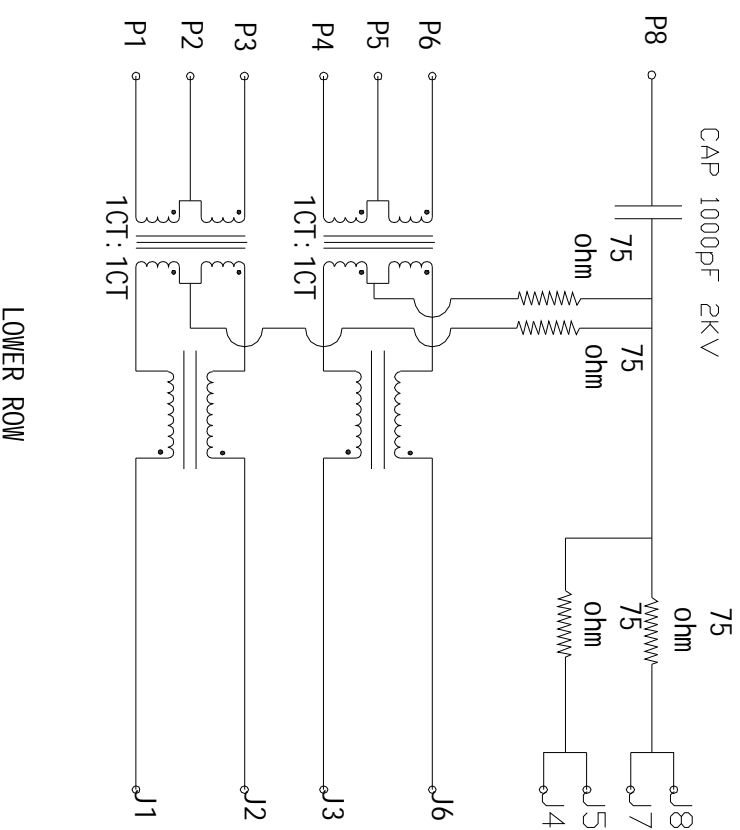
PRODUCT NAME: 2*8 Ports Stack Jack with Transformer, EMI, W/O LED

PRODUCT NO : KW-30003-1

CUSTOMER NO : _____

REV : _____

DATE : _____



ELECTRICAL SPECIFICATIONS:

- 1. 0 TURN RATIO: (P1~P3):(J1~J2) : 1:1±3%
- (P4~P6):(J3~J6) : 1:1±3%

SIZE	DRAWING NO.	REV
A	KW-30003-1	01
SCALE	SHEET	
N/A	2 OF 7	

2.0 INDUCTANCE: (P1~P3) 350uH MIN @0.1V,100KHZ,8mA DC BIAS
(P4~P6) 350uH MIN @0.1V,100KHZ,8mA DC BIAS

3.0 LEAKAGE INDUCTANCE: P1~P3(WITH J1 AND J2 SHORT) : 0.3uH MAX @1MHZ
P4~P6(WITH J3 AND J6 SHORT) : 0.3uH MAX @1MHZ

4.0 INTERWINDING CAPACITANCE: (P1~P3):(J1~J2) : 35pF MAX @ 1MHZ
(P4~P6):(J3~J6) : 35pF MAX @ 1MHZ

5.0 DC RESISTANCE: (J1~J2):(J3~J6) : 1.2 OHMS MAX

6.0 RETURN LOSS: 1MHZ TO 30MHZ : -18dB MIN
30MHZ TO 80MHZ : -12dB MIN

7.0 DIELECTRIC WITHSTAND: (P1~P3):(J1~J2) : 1500VAC
(P4~P6):(J3~J6) : 1500VAC

8.0 INSERTION LOSS: RS=RL=1000OHM 100KHZ TO 80MHZ : -1.1dB MIN

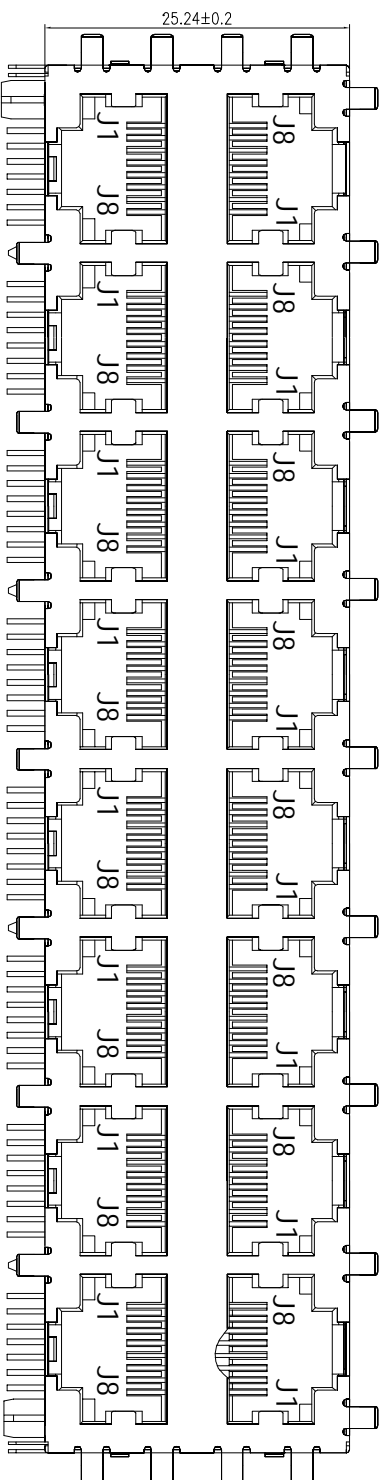
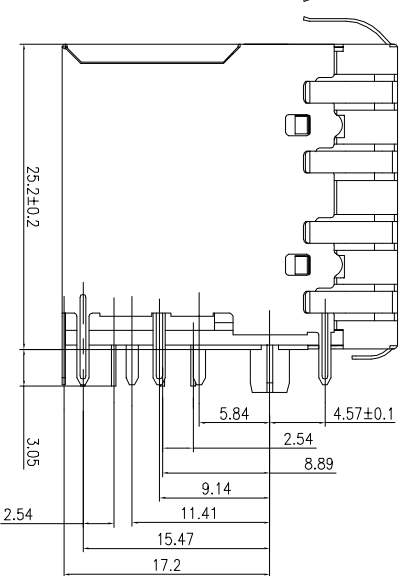
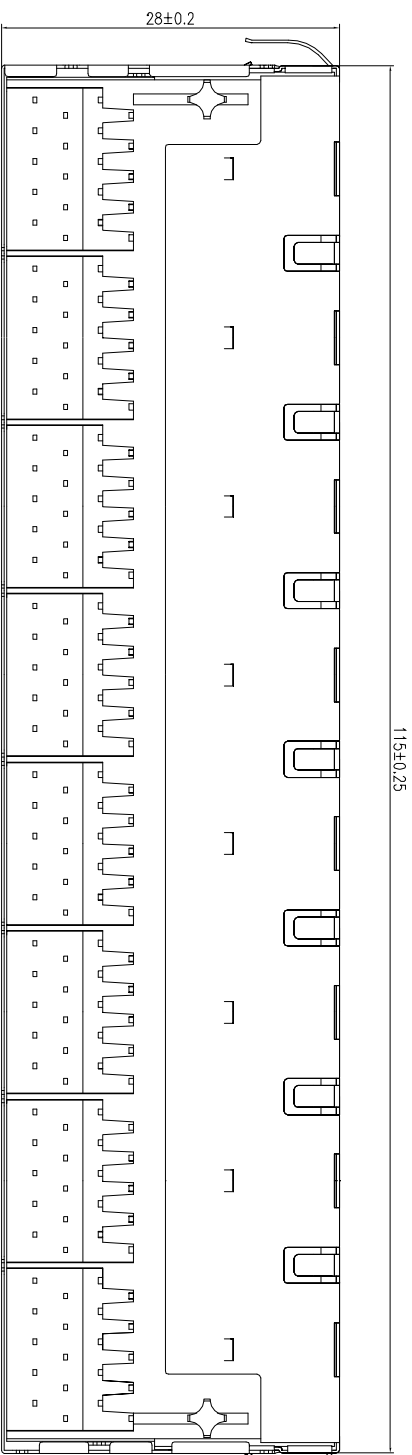
9.0 RISE TIME : RS=1000HMSAND RL=1000HMS : 3.0nS MAX
OUTPUT VOLTAGE=1V PEAK : 3.0nS MAX
PULSE WIDTH=112nS

10.0 CROSS TALK: 1MHZ TO 100MHZ 40dB TYP

11.0 COMMON TO COMMON MODE ATTENUATION: 30MHZ TO 100MHZ : 35dB TYP

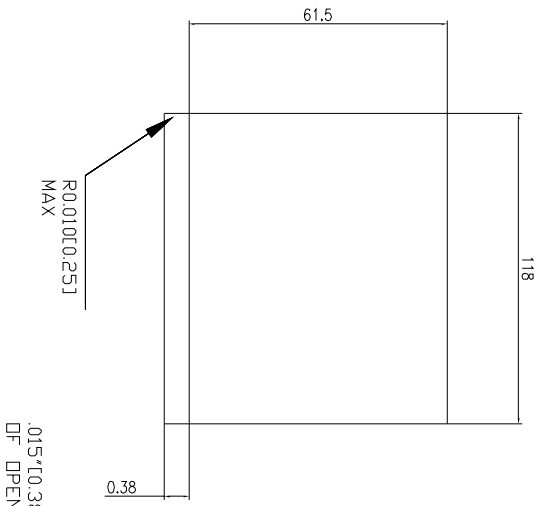
SIZE	DRAWING NO.	REV
A	KW-30003-1	01
SCALE		SHEET
N/A		3 OF 7

MECHANIC SPECIFICATIONS:



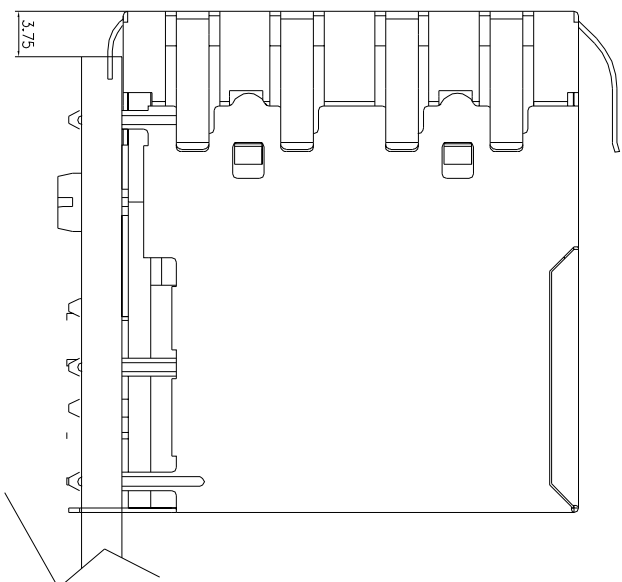
- NOTES:
- CONNECTOR MATERIAL:
HOUSING: THERMOPLASTIC UL94 V-0
CONTACT / SHIELD: COOPER ALLOY
SHIELD PLATING: NICKEL OR TIN
CONTACT PLATING: SELECTIVE GOLD,
50 MICRO-INCHS MIN
 - 2 PIN NOT ELECTRICALLY CONNECTED MAYBE OMITTED SEE ELECTRICAL DRAWING FOR OMITTED PINS
 3. TOLERANCES COMPLY WITH F. C. C DIMENSION REQUIREMENTS
 4. WAVE SOLDER COMPATIBLE-PREHEAT 125 C DEGREE/90SECS
 5. ALL TOLERANCES NOT OTHERWISE SPECIFIED TO BE ±0.1mm.

DRAWING NO.	REV
A	01
SIZE	
N/A	
SCALE	
N/A	
KW-30003-1	
SHEET	4 OF 7



.015(±0.38) FROM TOP OF PCB TO BOTTOM OF OPENING.

1SUGGESTED PANEL OPENING(N.T.S)



1.THE SUGGESTED PANEL OPENING IS INTENDED TO GIVE THE USER THE ABILITY TO HAVE REASONABLE JACK/PANEL CLEARANCES CAPABILITY.
 2.ALL TOLERANCES NOT OTHERWISE SPECIFIED TO BE ±0.005 INCH(0.13)

SIZE	DRAWING NO.	REV
A	KW-30003-1	01
SCALE		SHEET
N/A		6 OF 7