

SPECIFICATION FOR APPROVAL

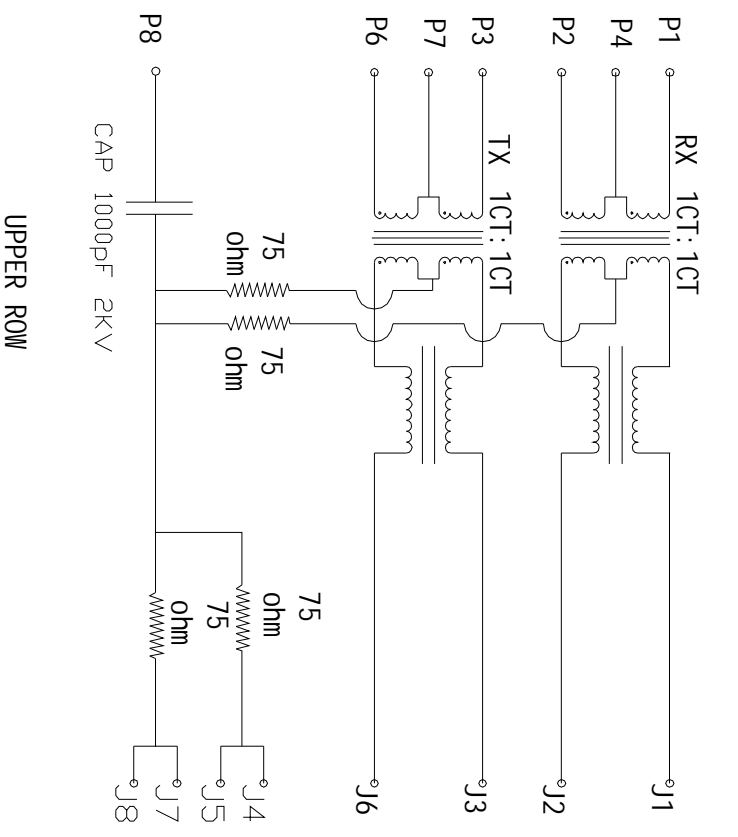
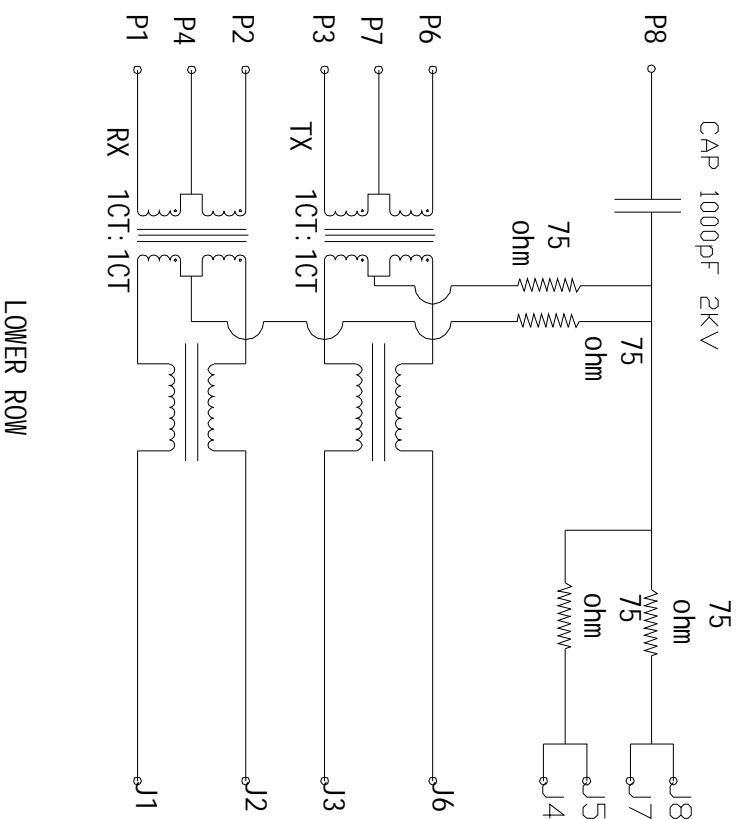
PRODUCT NAME: 2*6 Ports Stack Jack with Transformer, EMI, W/O LED

PRODUCT NO : KW-30005-1

CUSTOMER NO : _____

REV : _____

DATE : _____



ELECTRICAL SPECIFICATIONS:

- 1. 0 TURN RATIO:(P1~P2):(J1~J2) : 1:1±3%
- (P3~P6):(J3~J6) : 1:1±3%

SIZE	DRAWING NO.	REV
A	KW-30005-1	01
SCALE		SHEET
N/A		2 OF 7

2.0 INDUCTANCE: (P1~P2) 350uH MIN @0.1V,100KHZ,8mA DC BIAS
(P3~P6) 350uH MIN @0.1V,100KHZ,8mA DC BIAS

3.0 LEAKAGE INDUCTANCE: P1~P2(WITH J1 AND J2 SHORT) : 0.3uH MAX @1MHZ
P3~P6(WITH J3 AND J6 SHORT) : 0.3uH MAX @1MHZ

4.0 INTERWINDING CAPACITANCE: (P1~P2): (J1~J2) : 35pF MAX @ 1MHZ
(P3~P6): (J3~J6) : 35pF MAX @ 1MHZ

5.0 DC RESISTANCE: (J1~J2):(J3~J6) : 1.2 OHMS MAX

6.0 RETURN LOSS: 1MHZ TO 30MHZ : -18dB MIN
30MHZ TO 80MHZ : -12dB MIN

7.0 DIELECTRIC WITHSTAND: (P1~P2): (J1~J2) : 1500VAC
(P3~P6): (J3~J6) : 1500VAC

8.0 INSERTION LOSS: RS=RL=1000OHM 100KHZ TO 80MHZ : -1.1dB MIN

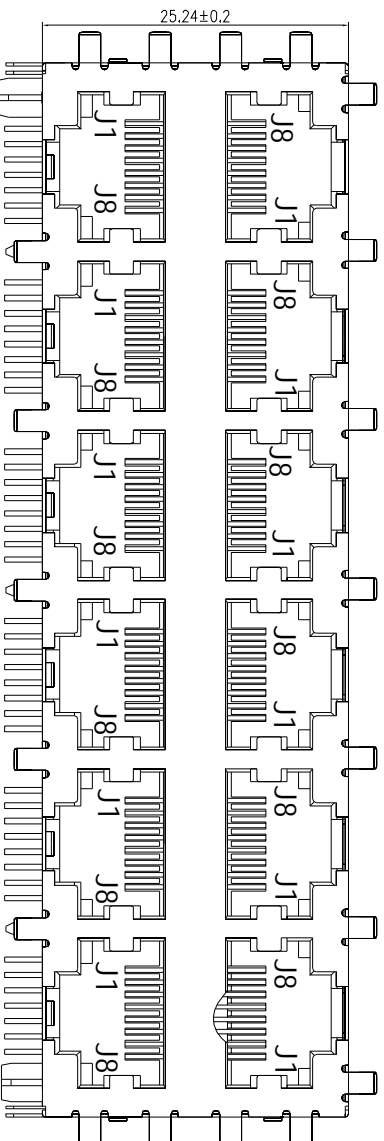
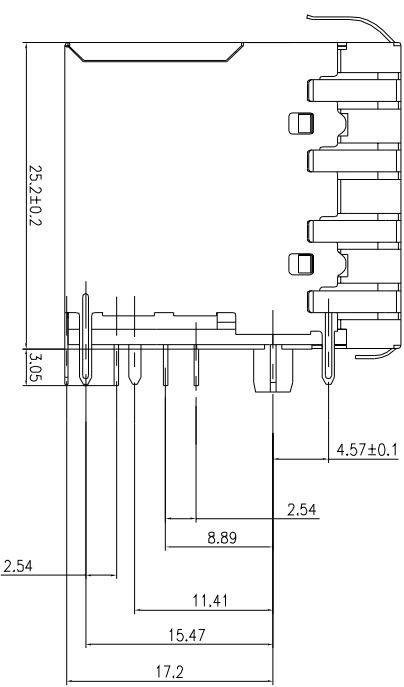
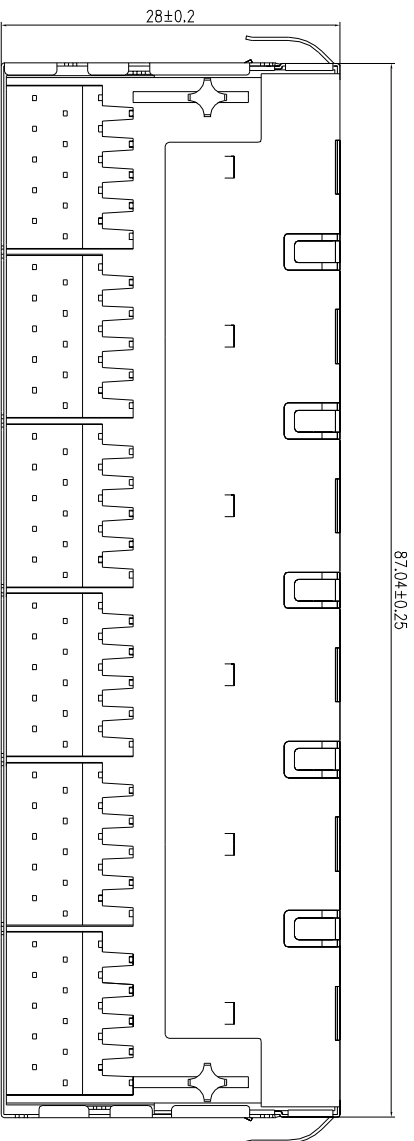
9.0 RISE TIME : RS=1000HMSAND RL=1000HMS : 3.0nS MAX
OUTPUT VOLTAGE=1V PEAK : 3.0nS MAX
PULSE WIDTH=112nS

10.0 CROSS TALK: 1MHZ TO 100MHZ 40dB TYP

11.0 COMMON TO COMMON MODE ATTENUATION: 30MHZ TO 100MHZ : 35dB TYP

SIZE	DRAWING NO.	REV
A	KW-30005-1	01
SCALE		SHEET
N/A		3 OF 7


MECHANIC SPECIFICATIONS:



- NOTES:
1. CONNECTOR MATERIAL: HOUSING: THERMOPLASTIC UL94 V-0 CONTACT/SHIELD: COPPER ALLOY SHIELD PLATING: NICKEL OR TIN CONTACT PLATING: SELECTIVE GOLD, 50 MICRO-INCHS MIN 30 MICRO-INCHS MIN 15 MICRO-INCHS MIN 6 MICRO-INCHS MIN 3 MICRO-INCHS MIN
 2. PIN NOT ELECTRICALLY CONNECTED MAYBE OMITTED SEE ELECTRICAL DRAWING FOR OMITTED PINS
 3. TOLERANCES COMPLY WITH F. C. C. DIMENSION REQUIREMENTS
 4. WAVE SOLDER COMPATIBLE-PREHEAT 125 C. DEGREE/90SECS
 5. ALL TOLERANCES NOT OTHERWISE SPECIFIED TO BE ±0.1mm.

SIZE	A	DRAWING NO.	REV
SCALE	N/A	KW-30005-1	01
			SHEET 4 OF 7

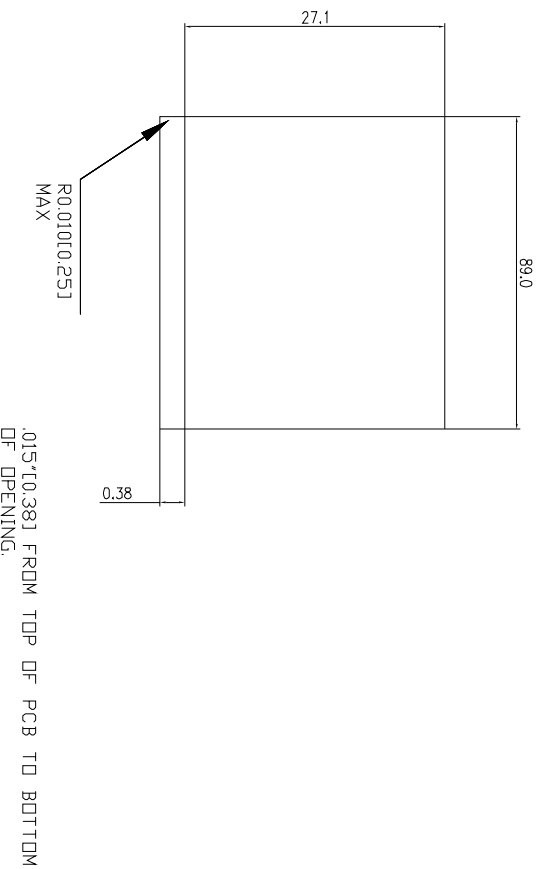
MECHANIC SPECIFICATIONS:



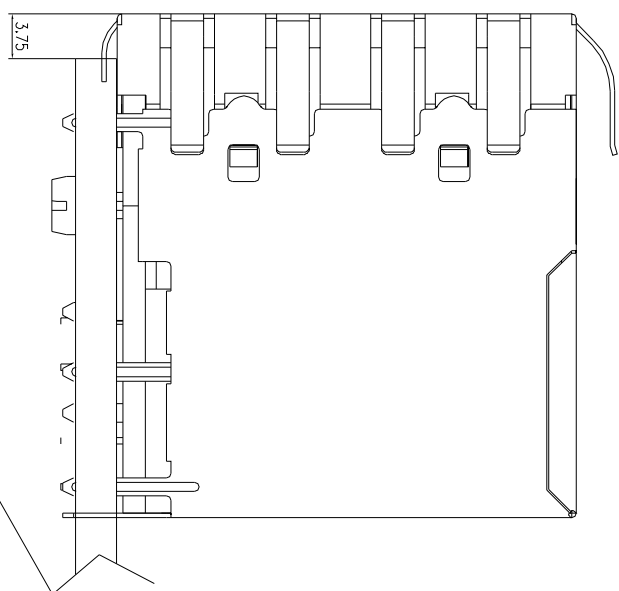
P.C.B RECOMMENDED HOLE LAYOUT SEEN FROM COMPONENT SIDE.

ALL CENTERLINE DIMENSIONS ARE BASIC

SIZE	A	DRAWING NO.	KW-30005-1	REV	01
SCALE	N/A			SHEET	5 OF 7



1SUGGESTED PANEL OPENING(N.T.S)



1.THE SUGGESTED PANEL OPENING IS INTENDED
TO GIVE THE USER THE ABILITY TO HAVE
REASONABLE JACK/PANEL CLEARANCES CAPABILITY.
2.ALL TOLERANCES NOT OTHERWISE SPECIFIED
TO BE ±0.005 INCH(0.13)

SIZE	A	DRAWING NO.	KW-30005-1	REV	01
SCALE	N/A			SHEET	6 OF 7