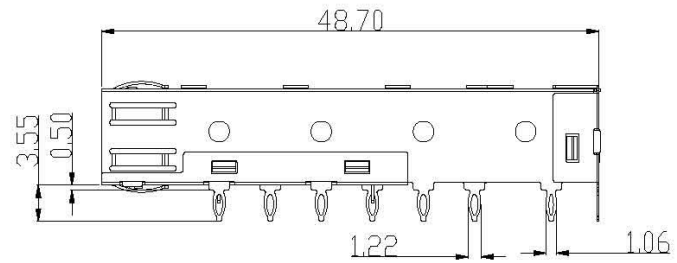
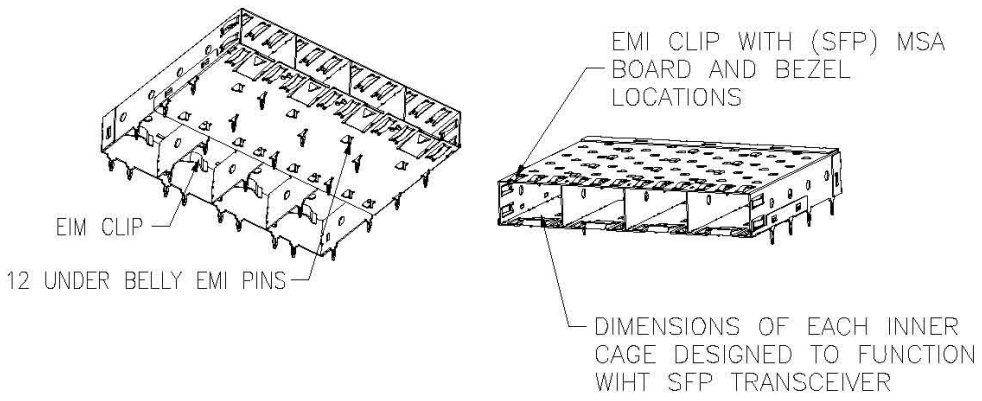
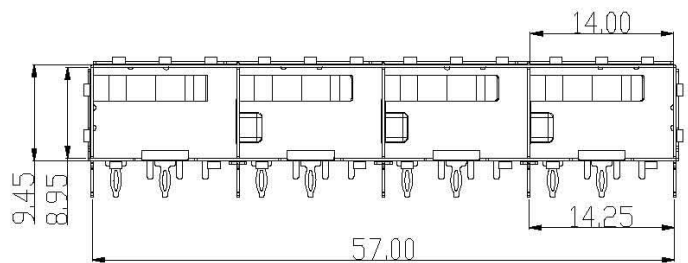
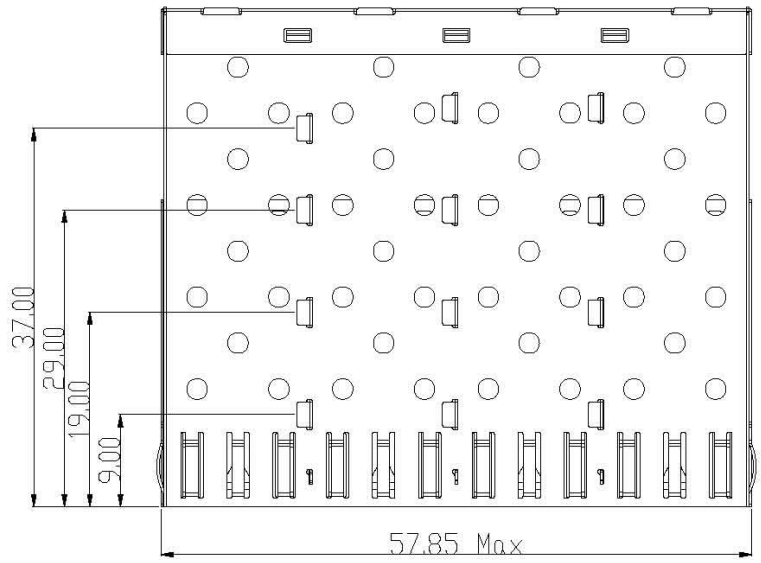


REV.	ECN NO.	DATE



NOTE:

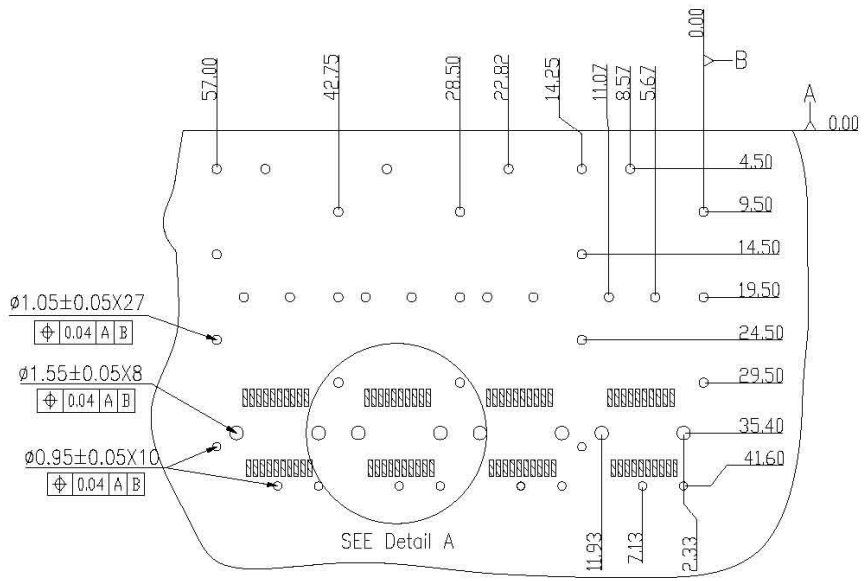
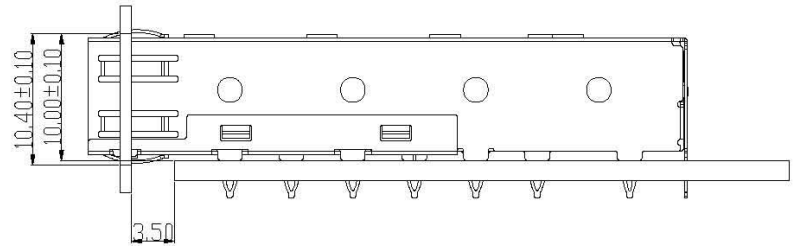

1, DESCRIPTION	Q'ty	MATERIAL	PLATING
SFP TOP CAGE (Non-Logo)	1PCS	COPPER ALLOY T=0.25	Ni FOR ALL
SFP BOTTOM CAGE (Non-Logo)	1PCS	COPPER ALLOY T=0.25	Ni FOR ALL
SFP MID CAGE (Non-Logo)	3PCS	COPPER ALLOY T=0.25	Ni FOR ALL

2, TEMPERATURE:  
 OPERATION: -55°C~+85°C  
 STORAGE: -55°C~+85°C

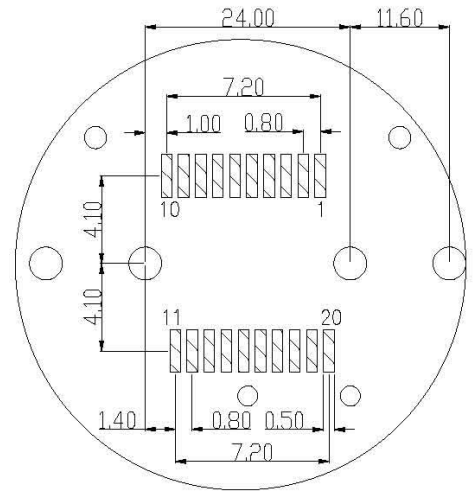
RoHS Compliant

 THIRD ANGLE PROJECTION	 A4 SIZE	SCALE	UNIT	CUSTOMER:	N/A	TOLERANCES	Material:	SEE NOTE	Designed:	Neil	NAME:	SFP 1X4 CAGE	
		1:1	mm	MODEL NO:	N/A	.0 ± 0.25 .00 ± 0.20 .000 ± 0.10	Finish:	SEE NOTE	Checked:		DWG NO:		REV.
						ANGLES ± 0.5	SHEET 1 OF 2	Approved:		PART NO:		00	

REV.	ECN NO.	DATE



PCB LAYOUT THICKNESS=3.0MM (TOP VIEW)



SEE Detail A  
SCALE 5:1

RoHS Compliant

 THIRD ANGLE PROJECTION	 A4 SIZE	SCALE	UNIT	CUSTOMER:	N/A	TOLERANCES	Material:	SEE NOTE	Designed:	NAME: SFP 1X4 CAGE	
		1:1	mm	MODEL NO:	N/A	.0 ± 0.25 .00 ± 0.20 .000 ± 0.10	Finish:	SEE NOTE	Checked:	DWG NO:	REV.
		ANGLES ± 0.5		SHEET 2 OF 2		Approved:	PART NO:	00			