

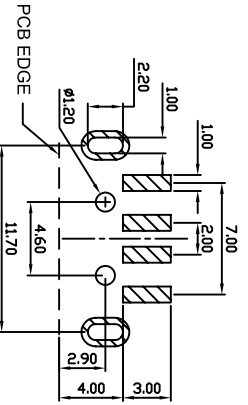
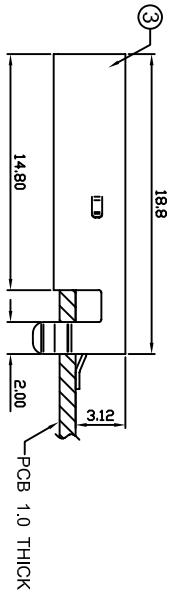
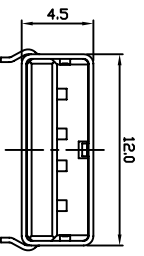
NO.	NAME	MATERIAL
1	HOUSING	PBT / Nylon
2	PIN TERM.	BRASS
3	SHELL	BRASS / SPCC

SUA-111M1 * - * * *

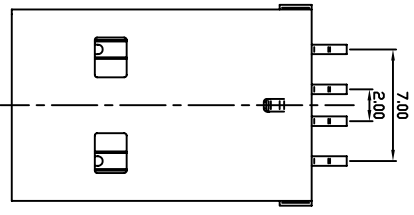
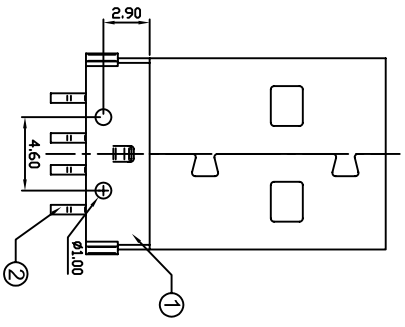
Series _____
 Type _____
 Color _____
 B : Black
 W : White

Shell _____
 N : Nickel Plated
 T : Tin Plated
 F : SPCC
 Version _____
 1 : 1.1(1-3u")
 2 : 2.0(30u" ± 5%)
 Material _____
 B : PBT
 P : Nylon

REV	ZONE	REVISION	DATE	APPD.



SUGGESTED PCB LAYOUT
TOP VIEW



APPROVED BY

KINSWOOD ELECTRONICS CORP.

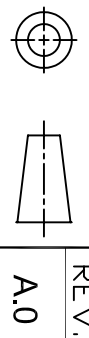
MODEL

SUA-111M1 * - * * *

PAGE 1 OF 1

COMPUTER NO.	UNIT	SCALE	PART NAME
	mm	1 : 1	USB, TYPE A PLUG FLAT90° SMT

APPD.	CKD.	DWG.	DATE	TOLERANCE
Michael	Michael	Valiant	2007-04-02	0.000mm ± 0.075mm 0.00 mm ± 0.15 mm 0.0 mm ± 0.25 mm



REV. A.0