

| NO. | NAME | MATERIAL |
|-----|-----------|-------------|
| 1 | HOUSING | PBT / Nylon |
| 2 | PIN TERM. | BRASS |
| 3 | SHELL | BRASS/SPCC |

SUA-112M2*-**-*

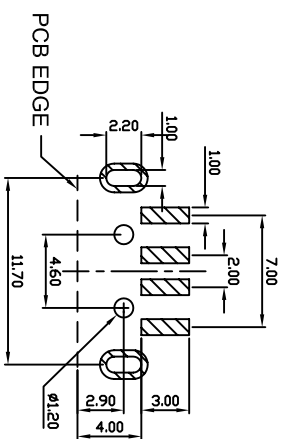
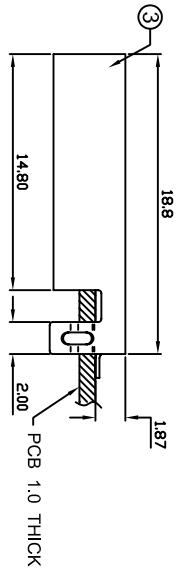
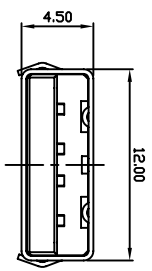
Series _____
 Type _____
 Color _____
 B : Black
 W : White

Shell _____
 N : Nickel Plated
 T : Tin Plated
 F : SPCC

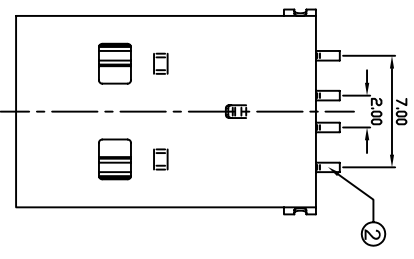
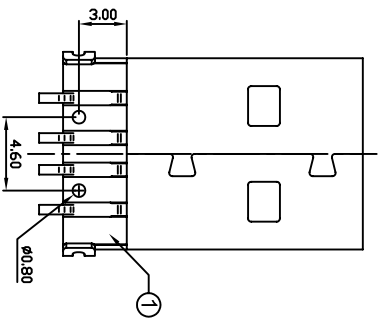
Version _____
 1 : 1.1(1~3u")
 2 : 2.0(30u"±5%)

Material _____
 B : PBT
 P : Nylon

| REV | ZONE | REVISION | DATE | APPD. |
|-----|------|----------|------|-------|
| | | | | |
| | | | | |
| | | | | |



SUGGESTED PCB LAYOUT
TOP VIEW



APPROVED BY

KINSWOOD ELECTRONICS CORP.

MODEL

SUA-112M2*-**-*

PAGE 1 OF 1

| COMPUTER NO. | UNIT | SCALE | PART NAME |
|--------------|------|-------|---------------------------------|
| | mm | 1 : 1 | USB, TYPE A PLUG FLAT90° SMT |

| APPD. | CKD. | DWG. | DATE | TOLERANCE |
|---------|---------|---------|------------|---|
| Michael | Michael | Valiant | 2007-02-12 | 0.000mm ± 0.0075mm 0.00 mm ± 0.15 mm 0.0 mm ± 0.25 mm |

| REV. |
|------|
| A.0 |

