

NO.	NAME	MATERIAL
1	HOUSING	PBT / Nylon
2	PIN TERM.	PHOS. BRONZE
3	SHELL	BRASS

# SUA-120M\*\*\*

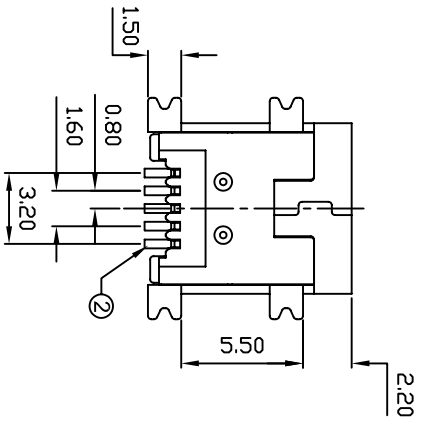
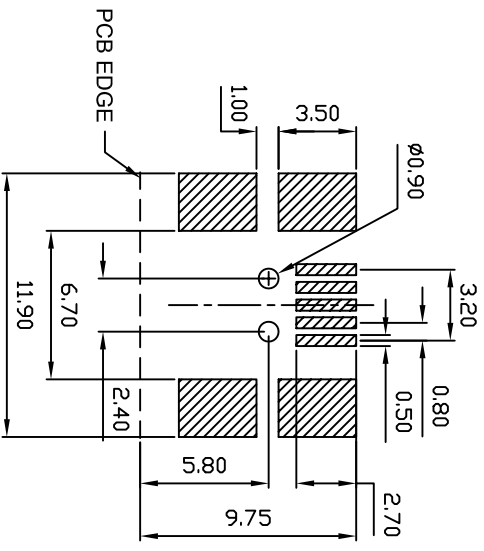
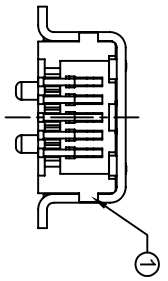
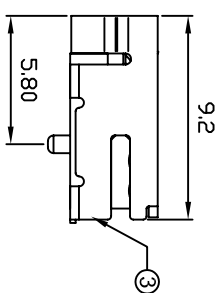
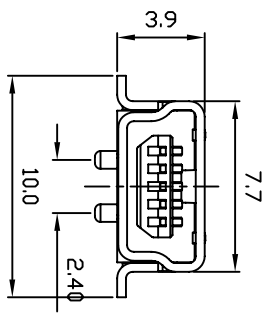
Series \_\_\_\_\_  
 Type \_\_\_\_\_  
 Color \_\_\_\_\_  
 W : White  
 B : Black

Shell \_\_\_\_\_  
 N : Nickel Plated  
 T : Tin Plated  
 F : SPCC

Version \_\_\_\_\_  
 1 : 1.1(1~3u")  
 2 : 2.0(30u"±5%)

Material \_\_\_\_\_  
 B : PBT  
 P : Nylon

REV	ZONE	REVISION	DATE	APPD.



SUGGESTED PCB LAYOUT  
TOP VIEW

APPROVED BY  
**KINSMOOD ELECTRONICS CORP.**

MODEL	SUA-120M***	PAGE 1 OF 1	APPD.	CKD.	DWG.	DATE	SCALE	PART NAME	REV.
			Michael	Michael	Valiant	2007-01-24	1 : 1 0.000mm ± 0.075mm 0.00 mm ± 0.15 mm 0.0 mm ± 0.25 mm	USB MINI B CONNECTOR CONTACT-SMT SHIELD-SMT	A.0

COMPUTER NO.	UNIT	SCALE	PART NAME
	mm	1 : 1	USB MINI B CONNECTOR CONTACT-SMT SHIELD-SMT

