

NO.	NAME	MATERIAL
1	HOUSING	PBT / Nylon
2	PIN TERM.	PHOS. BRONZE
3	SHELL	BRASS

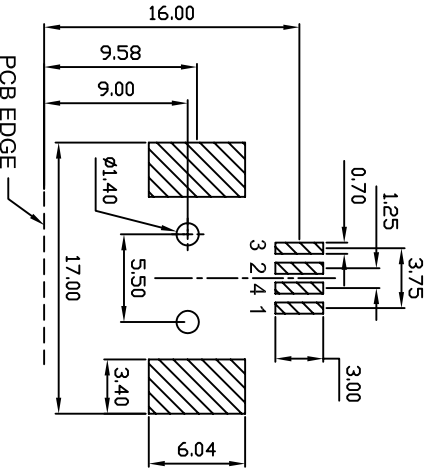
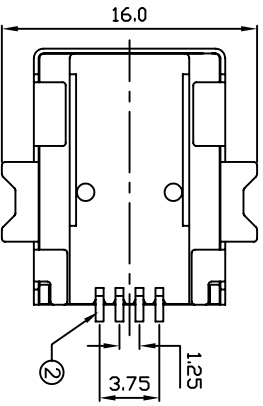
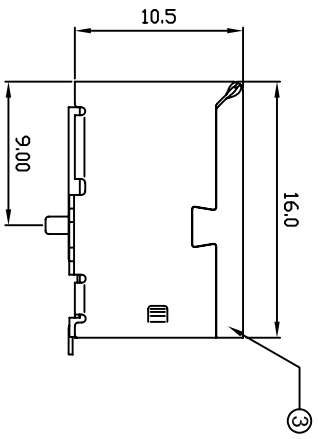
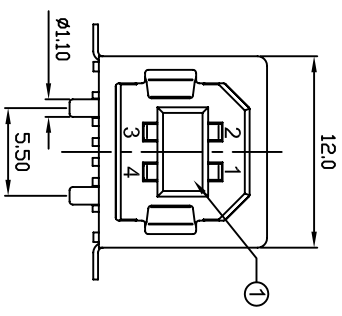
SUB-110M***

Series _____
 Type _____
 Color _____
 B : Black
 W : White

Shell _____
 N : Nickel Plated
 T : Tin Plated
 F : SPCC

Version _____
 1 : 1.1(1~3u")
 2 : 2.0(30u"±5%)

Material _____
 B : PBT
 P : Nylon



SUGGESTED PCB LAYOUT
TOP VIEW

REV	ZONE	REVISION	DATE	APPD.

APPROVED BY
KINSMOOD ELECTRONICS CORP.

COMPUTER NO. _____ UNIT _____ SCALE _____ PART NAME _____

APPD. _____ CKD. _____ DWG. _____ DATE _____ TOLERANCE _____ PART TYPE B
 FLAT 90° SMT

MODEL SUB-110M*** PAGE 1 OF 1 APPD. Aaron CKD. Michael DWG. Valiant DATE 2007-01-29 TOLERANCE 0.000mm ± 0.075mm
 0.00 mm ± 0.15 mm
 0.0 mm ± 0.25 mm REV. A.0

